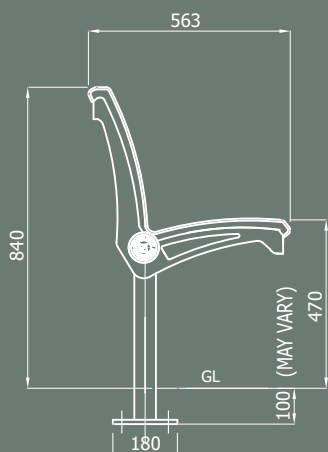

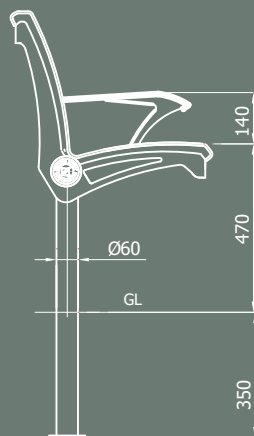


Magellan Stainless Steel Seat



SUB-SURFACE MOUNTED TYPE
TYPICAL ELEVATION



SPIGOT MOUNTED TYPE
TYPICAL ELEVATION
WITH ARMREST

TECHNICAL DATA

With a satin polished stainless steel frame and slats, Magellan combines graceful curves and contours with impressive strength and all-weather durability in a seat designed for comfort, style...and outstanding performance.

Magellan is shown fitted with optional arms styled after Lalique's Spirit of the Wind.

Size Options

1800mm standard length

GF5001

Variations

N.A.

Leg Mounting Options

Surface

-01

Spigot

-02

Sub-surface

-03

Other Options

Arm rests

GF503

Memorial plaques

GF510

Seat end logos

GF511

